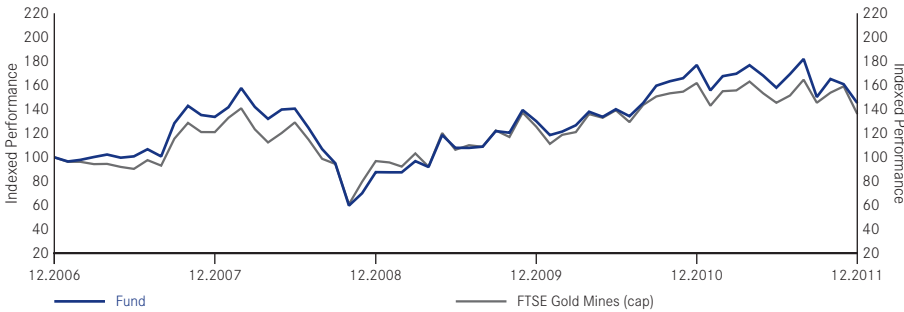


World Gold Fund

A-Non-distributing Share Performance in US\$



Cumulative Performance	1 Month %	3 Months %	6 Months %	1 Year %	3 Years %	5 Years %	Year To Date %	Annualised (5 Years) %
A Class	-9.7	-3.3	-8.1	-17.9	65.7	45.2	-17.9	7.7
FTSE Gold Mines (cap)	-14.4	-6.4	-6.4	-15.9	40.7	36.5	-15.9	6.4
Quartile Ranking	2	1	1	1	3	2	1	2

Calendar Year Performance	2007 %	2008 %	2009 %	2010 %	2011 %
A Class	33.6	-34.4	48.5	36.0	-17.9
FTSE Gold Mines (cap)	21.0	-19.9	29.6	29.0	-15.9

Fund Data

Status	Sub-Fund of Luxembourg SICAV
Fund Manager	Evy Hambro
Launch Date of Fund	30.12.1994
Launch Date of Class A USD	30.12.1994
Base Currency	US\$
Additional Dealing Currencies	SFr, €, SGD
Benchmark	FTSE Gold Mines (cap)
Morningstar Category	Sector Equity Precious Metals
Total Fund Size (m)	US\$7,309.1
Codes	
ISIN	LU0055631609
WKN	974119
Bloomberg Equity Ticker - Fund	MIGGMFI LX
Bloomberg Equity Ticker - Benchmark	FTMIGMI
Reuters Page Id	005563160X.LLU
Swiss Valoren Number	333541

Dealing & Prices

Dealing Information	
Trading Frequency	Daily, forward pricing basis
Settlement	Trade date + 3 days
Fees	%
Initial Charge (A shares)	5
Annual Management Fee (A shares)	1.75
NAV	(US\$)
A Class	55.37
12 Months High/Low NAV	(US\$)
A Class	71.62/53.50

EU Savings Directive Data

EUSD Fund Status	Out of scope
Taxable Income Per Share	-

		Global Sector Funds	
Stockmarket Capitalisation	Large		
	Mid		50-80*
	Small		

*number of stocks

Awards & Ratings

S&P Fund Management Rating	AAA
OBSR	AAA
Morningstar Qualitative Rating	Elite

Summary of Investment Objective

The World Gold Fund seeks to maximise total return. The Fund invests globally at least 70% of its total assets in the equity securities of companies whose predominant economic activity is gold-mining. It may also invest in the equity securities of companies whose predominant economic activity is other precious metal or mineral and base metal or mineral mining. The Fund does not hold physical gold or metal.

Published NAV

www.blackrock.com/international
 Börsen-Zeitung
 Het Financieel Dagblad

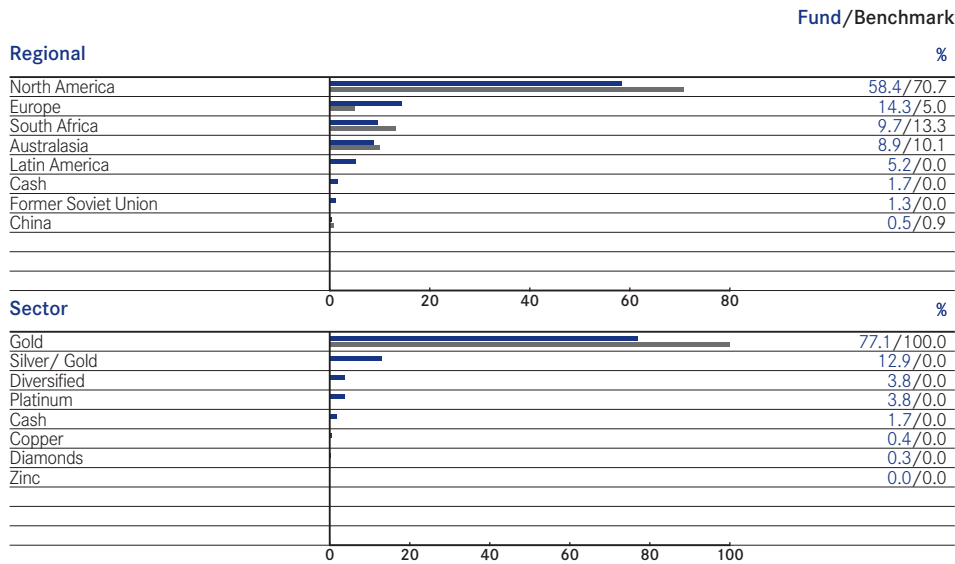
Milano Finanza
 The Standard
 Der Standard

Hong Kong Economic Times
www.fundinfo.com
 VSD

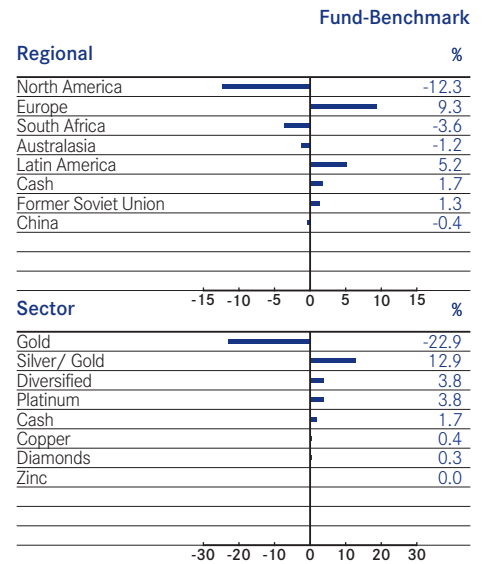
World Gold Fund

continued

Composition of Fund



Asset Allocations Analysis - Active Position



Fund Risk Statistics

	3 Years	5 Years	Since launch
Volatility (%)			
- Fund	30.5	37.3	35.4
- Benchmark*	33.0	39.1	37.4
Beta	0.88	0.91	0.89

* The Benchmark under Fund risk statistics for the World Gold Fund is FTSE Gold Mines (cap). ■